
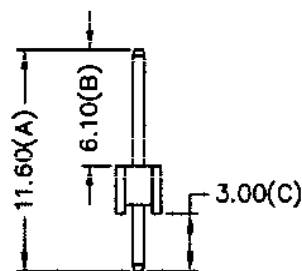
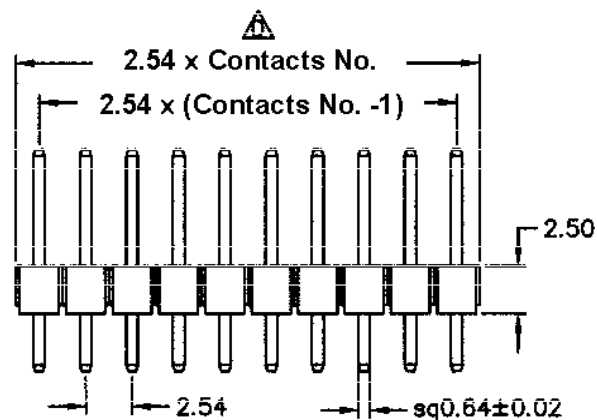


參考資料



PCB Layout

Material :

Insulator : 30% Glass Fiber PBT, UL 94V-0

Contact : Brass, Gold or Tin plated over Nickel

Specification :

Current Rating : 3 Amp

Insulation Resistance : 5,000 MΩ min. at DC 500V

Contact Resistance : 20 mΩ max.

Withstanding Voltage : 500V AC for 1 minute

Operation Temperature Range : - 40°C ~ + 105°C

Order Information

PH - 1 x XX S G

- * Contacts plating
 - G - Full gold flash
 - S - Selective gold flash
 - T - Tin plated
- * S - Straight
- * No. of contacts
 - 02 ~ 40
- * 1 - Single row

Note: Standard length of contacts 11.6mm in total. For special lengths, put required lengths (B/C) at end of P/N

Akizuki P/N	UEL P/N	Akizuki P/N	UEL P/N
C-03949	PH-1x03SG	C-02897	PH-1x08SG(4.5/2.5)
C-03950	PH-1x04SG	C-00171	PH-1x40SG(4.5/2.5)
C-01669	PH-1x06SG	C-02898	PH-1x14SG(3.0/2.2)
C-00167	PH-1x40SG	C-02900	PH-1x40SG(3.0/2.2)

E				Drawn:	General Tolerance		
D					.0	.00	.000
C				Checked:	±0.35	±0.2	±0.1
B	19-Jun-12	change Logo	David		Unit : mm		
A	21-Apr-07	new release	Jack	Appraisal:	Scale :		
Rev.	Date	File	BY		Sheet : 1/1		



Useconn
Electronics Ltd.

Part No.
PH-1xXXSG
File No. PH-1xXXSG

Title: 2.54mmx2.54mm Pin Header Strip
Straight, Single row